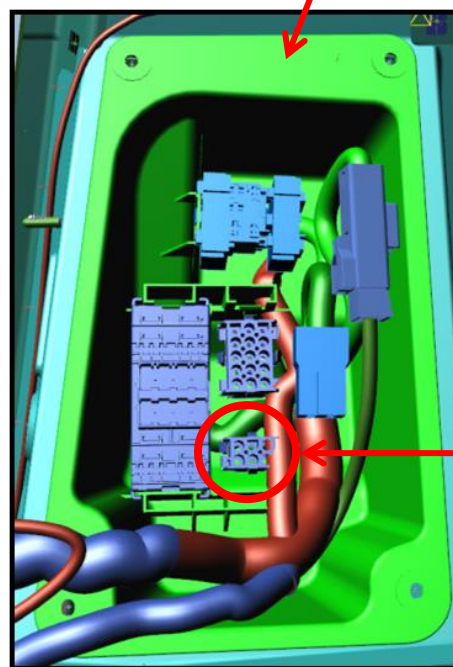



REAR SPEAKER WIRING PREP

Rear speaker wiring prep is available as an orderable option. (Sales code RED) Included with this package is the up fitter interface connector. (Sales code BC3) This option **cannot be added** at the aftermarket or by the dealer. The connector is located behind a panel at the base of the passenger side B pillar. Remove the panel to expose the connectors.



Audio Connector

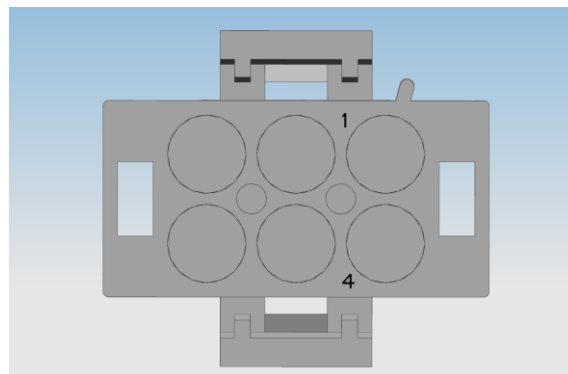
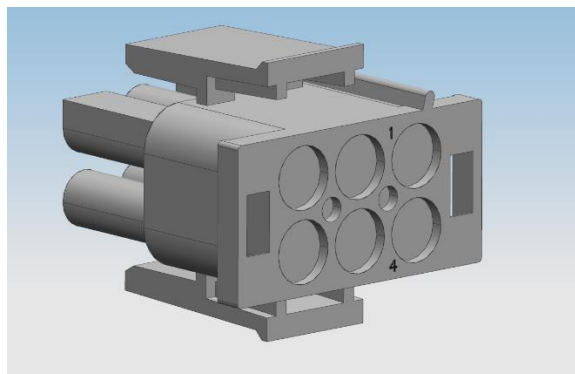
REAR SPEAKER WIRING PREP

Connectors and Terminals Manufactured by **Tyco Electronics**

Vehicle Harness Connector: Tyco P/N **1-480705-0**
 Mating Connector: Tyco P/N **1-480704-0** (up fitter provided)
 Mating Connector Terminal: Tyco P/N **350218-1** (up fitter provided)

PIN	Circuit Function	Min Wire Size (mm ²)	Wire Color	Notes
1	Not Used	1.5	RD/YL	
2	Right Speaker +	1	GR	Right Speaker Feed
3	Right Speaker -	1	GR/BK	Right Speaker Return
4	Left Speaker +	1	OR	Left Speaker Feed
5	Left Speaker -	1	OR/BK	Left Speaker Return
6	No Connect			

The following views are of the wire insertion side of the up fitter provided mating connector.
 (Tyco P/N **1-480704-0**)



NOTE: Once the speakers are installed, the rear speakers must be enabled in the radio. Please see the document titled REAR SPEAKER ENABEL in the Electrical Wiring Information section of the body builder's guide.

REAR SPEAKER WIRING PREP