

**AUTO  TRAIL**



**2017 COLLECTION**

2

exterior  
profiles

ESC\*  
& Traction  
Plus

3

engine  
options




\*ESC - Electronic Stability Control



# Created to **EXCITE**

The forthcoming season is full of new developments and innovations throughout the Auto-Trail range, including five brand new models and seven revised layouts, providing extra length and improved use of space in some of our most popular motorhomes. Continually evolving, we are introducing many enhancements too, including newly developed GRP rear panels and overcab pods, a new interior locker design and construction method and DAB radios throughout the range.



# Engineered by **THE EXPERTS**

From the humble beginnings as a motorhome repair centre, the UK's best loved motorhome manufacturer now has 35 years' experience designing and building the country's most luxurious and aspirational brands of vehicles. With advanced manufacturing practices such as our cube construction method and infinite attention to detail to every vehicle, we are confident that our motorhomes are the very best on offer. To see our recent independently judged awards for design and customer satisfaction, turn to page 10.

**AWARD**  
winning

**35**  
years'  
experience





Attention to  
**DETAIL**





Ever  
**GROWING**

Forward  
**THINKING**

AUTO

SECURITY OFFICE





# The new face of **AUTO-TRAIL**

This year has seen the completion of a £5m extension at our production facility in Grimsby, North East Lincolnshire. This exciting new development will provide us with the ability to increase production inline with the growing demand in the UK and has allowed us to restructure the factory and manufacture in a leaner, more efficient manner. Additionally, we have implemented a low carbon strategy, which includes energy efficient LED lighting throughout the building, rainwater harvesting and the commissioning of a state of the art biofuel boiler to heat the entire production area.



TRAIL

# Our 35 year JOURNEY



## 1982

Auto-Trail is already a well-established touring caravan and motorcaravan repair business when, in the early 1980's, proprietors Bill Boasman and Barry Holmes decide to experiment at designing and building their own coachbuilt motorhome.

## 1990

The early nineties find the Mohawk becoming a strong seller. The Cheyenne range, originally a budget build for hire fleets, becomes a surprise hit with private buyers, so Auto-Trail develop the Rico luxury pack. Plus, the low-profile Cheyenne Sport range is introduced.



## 1994

Cree becomes the first Auto-Trail to feature an end washroom layout. A short-lived collaboration between Auto-Trail, Volkswagen and Al-Ko results in a one-off Transporter T4-based Mohican.

## 1995

Volkswagen LT-based Apaches and Cherokees appear before the Mercedes Sprinter eclipses the VW in terms of popularity – thanks in part to its Sprintshift automatic transmission.



## 1996

The compact Tracker range launches, initially based on a Fiat Scudo with Al-Ko chassis extension.

## 2002

Auto-Trail expands rapidly, moving from Immingham to larger and more appropriate facilities in Europarc Grimsby. The new building was opened by HRH the Duke of Kent on 22nd April 2002.







## 2008

The compact, low profile Excel range launches to much applause. This light and aerodynamic design increases fuel efficiency and reduces the cost of owning a luxury motorhome.

## 2013

The V-Line range is unveiled, making huge waves in the van conversion market. Its panoramic Skyline sunroof changes the game in design terms and the unique exterior styling and car-like drive and handling capture the attention of a younger, more style-conscious audience.



## 2014

The Imala range launches, offering an affordable range of lighter, family-friendly vehicles with all the traditional Auto-Trail attributes in a more cost-effective package for the next generation of motorhomers.

## 2015

Auto-Trail are pleased to announce a multi-million pound expansion of their Europarc site which will enable them to keep up with demand and operate a leaner, more environmentally friendly facility.




## 2016

Work starts on factory extension and is completed during the summer factory shutdown. Capacity to separate production and the assembly lines provides a cleaner manufacturing environment.

## 2017

After 35 years of specialised motorhome design and development, Auto-Trail are proud to be the UK's premier manufacturer and are looking forward to producing future generations of the UK's favourite luxury leisure vehicles.



# Award WINNING

Auto-Trail motorhomes swept the board in the Caravan Club's Motor Caravan Design Awards, emerging as outright winner in four categories and adding to a growing tally of industry awards.

The Imala 615 and 730, Tracker EKS and Frontier Delaware all won their respective classes, beating off stiff competition from both UK and continental rivals. The Tracker RB and the Frontier Comanche also took second place in the Coachbuilts £50,000 to £60,000 and Coachbuilts over £60,000 categories respectively.

The judges highlighted areas such as build quality, design, effective use of space and thoughtful innovations across the range.

Of the Imala 615, the judges said: "The Imala gets the basics right and excels as a brilliant two-berth... a compact, luxurious year-round tourer for couples."

Commenting on the Tracker EKS, the judges concluded: "The definitive luxury couples' van – a tried and tested layout refined to near perfection."

The latest honours join a growing list of awards collected by the Auto-Trail range, including Gold Awards for new and used motorhome customer care in the Practical Motorhome Owner Satisfaction Awards 2016 and an excellent showing for the Tracker EKS, Imala 715, Frontier Delaware and V-Line 610 in the Caravan Club's 2015 Motor Caravan Design Awards.





## 2016

### Caravan Club Motorhome Design Awards

#### 1st – Imala 615

Coachbuilts £40,000 to £45,000

#### 1st – Imala 730

Coachbuilts £45,000 to £50,000

#### 1st – Tracker EKS

Coachbuilts £50,000 to £60,000

#### 2nd – Tracker RB

Coachbuilts £50,000 to £60,000

#### 1st – Frontier Delaware

Coachbuilts over £60,000

#### 2nd – Frontier Commanche

Coachbuilts over £60,000

### Practical Motorhome Owner Satisfaction Awards

#### Gold Award

New Motorhome Manufacturer

#### Gold Award

Used Motorhome Manufacturer

## 2015

### Caravan Club Motorhome Design Awards

#### 1st – Tracker EKS

Coachbuilts £50,000 to £60,000

#### 3rd – Imala 715

Coachbuilts £45,000 to £50,000

#### 1st – Frontier Delaware

Coachbuilts over £60,000



# Love life, love **AUTO-TRAIL**

Buying a new Auto-Trail motorhome is an investment in adventure – it's your passport to a more exciting, rewarding and spontaneous lifestyle.



“We’re dedicated to creating motorhomes as **individual as you!**”

Whether it's exploring the great outdoors or attending sporting occasions, cultural events or music festivals, an Auto-Trail motorhome gets you closer to the action, providing a home from home where you can relax in your own space. Wherever life's journey takes you, you can be sure of making new friends along the way and making some magical memories.

## **Our focus is our strength**

Because we are a dedicated motorhome manufacturer, we don't need to share manufacturing processes with a caravan production line. Put simply, we are – and always have been – devoted to creating the most innovative and well thought out luxury motorhomes without needing to compromise.

## **More choice, more comfort, more innovation**

Our 2017 collection features new models, revised layouts and added value – especially in our popular Apache, Tracker and flagship Frontier ranges. We recognise that in today's competitive market we need to constantly push the boundaries of design and development to ensure we strengthen our position as the UK's leading motorhome manufacturer. On the following pages, you'll find details of larger beds, improved washrooms and kitchens, layout refinements and three new models.

## **Designed and built in Britain**

With 35 years' motorhome manufacturing experience designing and building motorhomes in the UK, Auto-Trail is proud of its rich British heritage and its reputation for craftsmanship and design innovation. We are now recognised as the UK's leading dedicated motorhome manufacturer, with a large percentage of the vehicles sold in the UK being built at our state of the art production facility.

## **A reputation built on trust**

The strength of the Auto-Trail brand continues to grow year on year and is built on a detailed understanding of the needs of experienced motorhome enthusiasts. Drawing on extensive market research and hundreds of conversations with Auto-Trail owners, our designers hone our vehicles to reflect the changing demands of increasingly sophisticated customers. But don't just take our word for it: 2016 was a record year for honours and accolades, when Auto-Trail products collected no fewer than 11 independently adjudicated awards (see page 10).

## IMALA Range



**615** \_\_\_\_\_ 18

**620** \_\_\_\_\_ 20

**625** \_\_\_\_\_ 22

**715** \_\_\_\_\_ 24

**720** \_\_\_\_\_ 26

**730** \_\_\_\_\_ 28

**734** \_\_\_\_\_ 30

## TRACKER Range



**RS** \_\_\_\_\_ 34

**EKS** \_\_\_\_\_ 36

**FB** \_\_\_\_\_ 38

**RB** \_\_\_\_\_ 40

## APACHE Range



**632** \_\_\_\_\_ 44

**634** \_\_\_\_\_ 46

**700** \_\_\_\_\_ 48

## FRONTIER Range



**Serrano** \_\_\_\_\_ 52

**Dakota** \_\_\_\_\_ 54

**Delaware** \_\_\_\_\_ 56

**Delaware 'S'** \_\_\_\_\_ 58

**Scout** \_\_\_\_\_ 60

**Comanche** \_\_\_\_\_ 62

**Comanche 'S'** \_\_\_\_\_ 64

# Why AUTO-TRAIL



## A solid **REPUTATION**

- ✓ **Member of the Trigano Group** – one of Europe's largest manufacturers of leisure vehicles
- ✓ **Over 35 years' experience** of building luxury motorhomes
- ✓ **Highly desirable products** – acknowledged for customer loyalty and high residual values
- ✓ **Award-winning products** – our motorhomes consistently receive recognition in top industry awards – 11 awards in 2016 alone
- ✓ **Fully compliant** – Auto-Trail is an ISO 9001 registered company and all our motorhomes are National Caravan Council approved and ECWVTA compliant to all relevant EU standards

## Unrivalled **CHOICE**

- ✓ **29 models** ranging from 5.40m to 8.73m in length
- ✓ **51 interior layout options**, with up to 6 berths and 6 travel seats
- ✓ **20 models available at 3500kg GVW** – drivable on a standard licence
- ✓ **Two distinct exterior profiles** – Hi-Line and Lo-Line both feature Auto-Trail's large Skyline panoramic sunroof and are available as a no cost option
- ✓ **Three engine options** – choose from the very latest Euro 6 MultiJet engines: 130bhp, 147bhp or 177bhp, all with the option of Fiat's Comfort-Matic automatic gearbox

## Distinctive **STYLING**

- ✓ **Stylish**, fully coordinated interiors
- ✓ **Seven upholstery themes** including leather on our fixed bed models
- ✓ **Attention to detail** – precision design and engineering throughout
- ✓ **Ergonomic design** on cab and exteriors featuring Auto-Trail's distinctive graphics





## Comprehensive **SPECIFICATION**

- ✓ **Cab** – air conditioning, driver and passenger airbags, USB port and steering wheel controls for radio and phone
- ✓ **Kitchen** – Full oven/grill with 4 ring hob, 800w microwave, pan storage and Thetford or Dometic fridge-freezer
- ✓ **Drive** – ESC (Electronic Stability Control, including hill-hold facility), Traction Plus (electronic traction control system, including hill-descent facility) and cruise control
- ✓ **Washroom** – 12v cassette toilet and fully enclosed shower cubicles
- ✓ **Exterior** – integrated wind out awning, complete with awning lights and DRL (Daytime Running Lights), *n/a on Imala models*

## Year-round **COMFORT**

- ✓ **Large** fresh and waste water tank capacities
- ✓ **Fully insulated** with high density wall, floor and roof insulation, warm in winter, cool in summer
- ✓ **‘Heavy domestic’ removable carpets**, which overlay cushioned vinyl flooring
- ✓ **Dimmer switch controlled** low energy LED lighting
- ✓ **Large gas bottle** storage compartments
- ✓ **13 fixed bed** models
- ✓ **Clever storage** solutions, inside and out
- ✓ **Blown air heating** and ventilation throughout

## **SUPPORT** you can count on

- ✓ **5 year warranty** (T&Cs apply) – all 2017 Auto-Trail motorhomes benefit from a 5 year warranty. The current 2 year manufacturer's warranty is supplemented with a 3 year insurance backed warranty to provide 5 years in total for base vehicle and habitation area
- ✓ **10 year manufacturer's Body Construction Integrity Warranty** (T&Cs apply) – please ensure your dealer registers the body and chassis warranty at the time of collection and supplies you all relevant documentation
- ✓ **Accident Repair Centre & NCC approved workshop** with our dedicated and experienced technicians
- ✓ **Fiat Camper Assistance** – English speaking on the road support team – at home and abroad
- ✓ **Auto-Trail Owners' Club** – free membership, including benefits such as discounted insurance and accessories, magazines and rally programmes (see page 76)

Please note some features are model dependant



# The **IMALA** Range

Affordable luxury.  
Accessible adventures.

Designed with a new generation of motorhomers in mind, Auto-Trail's youthful Imala range is a game-changer for couples and families who previously believed a fully equipped motorhome was beyond their reach.

This exciting seven-vehicle range combines traditional Auto-Trail values of precision engineering, comfort and versatility with a passion for exploration and excitement. The Imala is aimed squarely at adventurous motorhomers for whom the journey is more important than the destination.

Innovative layouts and smart storage solutions make the most of this compact range of coachbuilt motorhomes, making the Imala yearn for the open road. Despite the Imala focussing on simplicity and practicality, the range still manages to pack in an impressive range of equipment as standard, including cab air conditioning, colour keyed bumpers, panoramic roof lights and a fitted microwave.

Explore the Imala range over the following pages and start planning your next adventure.










# Imala 615



## Small but perfectly formed.

The super-compact 615 majors on simplicity in an uncluttered, open-plan layout which provides a roomy lounge, generous double bed, corner washroom and WC with separate shower cabinet and a well-equipped end kitchen.

This supremely comfortable and cosy living space is built on the compact 3.5 metre chassis and is perfect for couples who want a refined, manoeuvrable, 'go-anywhere' motorhome for weekends and longer trips.

The opportunities to up-spec the 615 are ample: from a comprehensive suite of audio-visual equipment in the Media Pack to several engine upgrades and Comfort-Matic sequential transmission.

View our full range at [www.auto-trail.co.uk](http://www.auto-trail.co.uk)

## OVERVIEW


-  **2** (+2 with Hi-Line profile)
-  **2**
-  **130 BHP** (as standard)
-  **3500/3650kgs**
-  **6.34m (20'9") x 2.35m (7'9")** (L x W)







# Imala 620



## A versatile layout on a compact platform.



The Imala 620 shares the compact 3.5 metre chassis with the 615, but introduces a choice of layouts and berths to suit both couples and families.

In Lo-Line format, the 620 offers two berths and four travel seats to carry additional passengers in safety, while in Hi-Line guise, the overcab double bed transforms the 620 into a viable five-berth family vehicle.

A choice of double dinette or lounge dinette (see page 72) further boosts flexibility and with an impressive end kitchen and spacious washroom, the Imala 620 provides comprehensive accommodation in a pocket-sized package.

View our full range at [www.auto-trail.co.uk](http://www.auto-trail.co.uk)

## OVERVIEW

-  **2** (+2 with Hi-Line profile)
-  **4**
-  **130 BHP** (as standard)
-  **3500/3650kgs**
-  **6.34m (20'9") x 2.35m (7'9")** (L x W)







# Imala 625



## A modern British classic.

Step inside the Imala 625 and the light, U-shaped rear lounge with panoramic views from triple aspect windows beckons.

It's the perfect space to kick back and relax after a long day on the road, or an exciting afternoon exploring the local surroundings. Sink into the sumptuous Iris upholstery while supper simmers on the gas hob, or take a refreshing shower in the spacious washroom behind the cab seats.

Now available in both Hi-Line and Lo-Line variants, the Imala 625 provides generous living space, separate sleeping and lounging areas for couples who really appreciate the extra room to relax.

## OVERVIEW

-  **2** (+2 with Hi-Line profile)
-  **2**
-  **130 BHP** (as standard)
-  **3500/3650kgs**
-  **6.34m (20'9") x 2.35m (7'9")** (L x W)



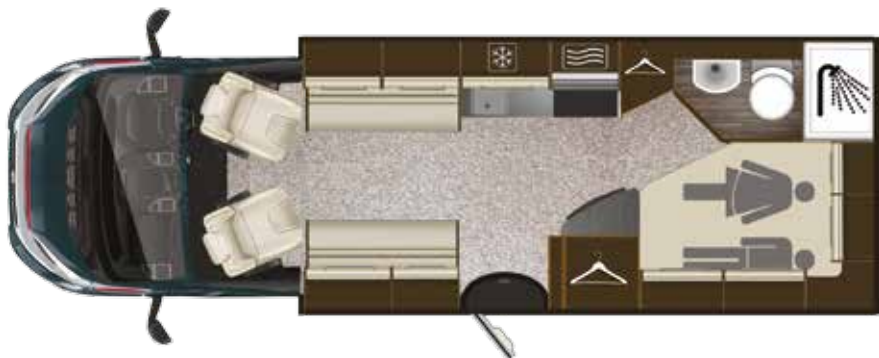
View our full range at [www.auto-trail.co.uk](http://www.auto-trail.co.uk)







# Imala 715



## Greater flexibility and extra living space.

Built on the 4 metre Fiat Ducato chassis, the Imala 715 employs the extra length to incorporate a fixed 'French bed' and large front lounge for separate living and sleeping spaces without the need to climb a ladder to get into bed.

In Lo-Line format, it's a generous couples' van with the potential for extra guests to sleep over, and in Hi-Line configuration with the half dinette option (see page 72), it's a genuine four-berth with a comfy lounge/diner that will seat up to five.

The corner washroom and shower alongside the fixed bed gives the Imala 715 an 'ensuite' feel while the kitchen is located centrally, opposite the wardrobe, to further enhance the sense of distinction between bedroom and lounge.

View our full range at [www.auto-trail.co.uk](http://www.auto-trail.co.uk)

## OVERVIEW

-  **4** (+2 with Hi-Line profile)
-  **2** (+2 with half dinette option)
-  **130 BHP** (as standard)
-  **3500/3650kgs**
-  **7.06m (23'2") x 2.35m (7'9")** (L x W)







# Imala 720



## Dedicated zones for parents and children.

The Imala 720 combines a sizeable lounge-diner with seating for up to five people with the swivel cab seats rotated and there's a second substantial lounge at the rear of the vehicle.

The two zones are separated by the nearside kitchen with the washroom and wardrobe located opposite and both seating groups can be converted into double beds at night time.

In Hi-Line configuration, the 720 will sleep up to six, with belted travel seats for four, making it a superb all-rounder for family adventures.

## OVERVIEW

-  **4 (+2 with Hi-Line profile)**
-  **4**
-  **130 BHP (as standard)**
-  **3500/3650kgs**
-  **7.06m (23'2") x 2.35m (7'9") (L x W)**



View our full range at [www.auto-trail.co.uk](http://www.auto-trail.co.uk)





# Imala 730



## Island bed luxury.

The Imala 730 takes a luxury layout usually associated with bigger, more expensive motorhomes and combines it with practical multi-berth options to create an affordable motorhome that really does offer the best of both worlds.

A comfortable island bed at the rear creates a distinct bedroom, while a large lounge and superb kitchen underline the spacious, luxury feel. In Hi-Line format, with an additional double bed over the cab and a half dinette option adding two belted travelling seats, it's an authentic four-berth family tourer.

Ideal for grandparents who want to take the grandchildren with them on holiday and perfect for shared multi-generational ownership.

View our full range at [www.auto-trail.co.uk](http://www.auto-trail.co.uk)

## OVERVIEW

-  **4** (+2 with Hi-Line profile)
-  **2** (+2 with half dinette option)
-  **130 BHP** (as standard)
-  **3500/3650kgs**
-  **7.26m (23'10") x 2.35m (7'9")** (L x W)









# Imala 734



—  
**NEW**  
FOR 2017  
—

## Exciting new twin fixed single bed option.

Providing luxurious fixed bed accommodation for couples along with doubling up as a generous family multi-berth is what the Imala 734 does best. In Lo-Line configuration it's a dedicated couples' vehicle with acres of living space and two generous fixed singles beds in the rear bedroom.

But in Hi-Line guise, with an extra overcab double bed and a half dinette option behind the cab seats, it's a genuine four-berth with plenty of living space for the whole family.

An authentic all-rounder with the versatility to meet the needs of the current generation of motorhomers... and the next.

View our full range at [www.auto-trail.co.uk](http://www.auto-trail.co.uk)

## OVERVIEW

-  **4** (+2 with Hi-Line profile)
-  **2** (+2 with half dinette option)
-  **130 BHP** (as standard)
-  **3500/3650kgs**
-  **7.26m (23'10") x 2.35m (7'9")** (L x W)







# The **TRACKER** Range

## Compact but uncompromised.

From its earliest origins two decades ago, the Tracker's touchstone has always been a distillation of essential motor caravanning equipment into a compact yet practical package. The continually evolving Tracker range is the product of years of development borne out of hundreds of conversations with customers to establish exactly what they need in a leisure vehicle.

The upshot is a motorhome that is equally comfortable on a continental motorway or exploring the back roads and villages of rural France.

The most recent raft of improvements to the Tracker include the introduction of longer beds in an extended bodyshell, frameless overhead lockers and the adoption of slimline fridge freezers to free up more space in the revised island bed RB.

With such comprehensive accommodation and equipment levels available in such a compact package, it's not surprising that the Tracker continues to be one of our most popular ranges.







# Tracker RS



—  
**NEW**  
LAYOUT  
—

## Twin single beds or a super-size double.


The super-compact Tracker RS gets a little longer for 2017, boosting night time flexibility with the option of converting the opposing bench settees in the front lounge into twin singles or a really generous transverse double.

Additional space is freed up in the kitchen by the introduction of a slimline fridge freezer, while the RS's spacious full-width rear washroom benefits from a separate and generous walk-in shower cubicle.

The half dinette option can be specified to provide two additional belted travelling seats and in Hi-Line format, the additional overcab double bed turns this popular layout into a compact multi-berth for sleepovers with the grandchildren.

View our full range at [www.auto-trail.co.uk](http://www.auto-trail.co.uk)

## OVERVIEW

-  **2** (+2 with Hi-Line profile)
-  **2** (+2 with double/lounge dinette options)
-  **130 BHP** (as standard)
-  **3500/3650kgs**
-  **6.93m (22'9") x 2.35m (7'9")** (L x W)







# Tracker EKS





## The perfect open-plan layout.

With room for as many as eight people to sit in comfort in its huge, uncluttered lounge, the Tracker EKS is the perfect layout for people who love making friends while traveling.

Bring the rotating cab seats into play, and guests can relax in the lounge while the chef prepares snacks or a more substantial meal in the generous end kitchen.

Specify the Hi-Line option with the overcab double, and after a late night, you can sink into a comfy bed without re-configuring the lounge or clearing the kitchen.

## OVERVIEW

-  **2 (+2 with Hi-Line profile)**
-  **2**
-  **130 BHP** (as standard)
-  **3500/3650kgs**
-  **6.44m (21'1") x 2.35m (7'9")** (L x W)

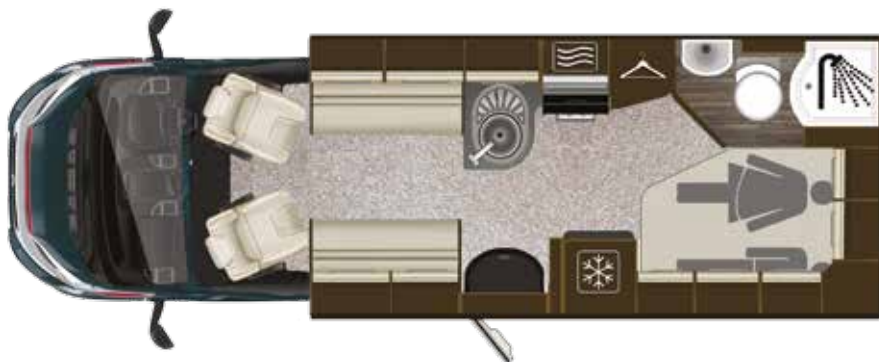


View our full range at [www.auto-trail.co.uk](http://www.auto-trail.co.uk)





# Tracker FB



## An authentic all-rounder.

Built on the 4-metre Fiat Ducato chassis, the Tracker FB uses its longer bodyshell to excellent effect by combining a fixed rear 'French bed' with a airy front lounge for separate living and sleeping spaces.

In Lo-Line format, it's a roomy couples' vehicle with the potential for extra guests to sleep over in the front lounge; while in Hi-Line configuration with the half dinette option (see page 72), it's a genuine four-berth, with a comfy lounge/diner that will seat up to five.

The corner washroom and shower alongside the fixed bed gives the FB an 'ensuite' feel while the L-shaped kitchen is located centrally, opposite the wardrobe, reinforcing the distinction between bedroom and lounge areas.

View our full range at [www.auto-trail.co.uk](http://www.auto-trail.co.uk)

## OVERVIEW

-  **4** (+2 with Hi-Line profile)
-  **2** (+2 with half dinette option)
-  **130 BHP** (as standard)
-  **3500/3650kgs**
-  **7.13m (23'5") x 2.35m (7'9")** (L x W)







# Tracker RB



—  
**NEW**  
LAYOUT  
—






## Luxurious long-range cruiser.

The longest model in the Tracker range, the RB makes good use of its 7.6 metre body to accommodate a transverse fixed island bed with full access from both sides.

The centrally located washroom and kitchen separate this dedicated sleeping area from the front lounge, which will comfortably seat five yet can be converted into a second double bed for occasional guests.

Specify the Hi-Line version with the half dinette option (see page 72) and a luxurious couples' van is transformed into a family-friendly multi-berth with the provision of additional belted travel seats and an overcab double bed.

## OVERVIEW

-  **4** (+2 with Hi-Line profile)
-  **2** (+2 with half dinette option)
-  **130 BHP** (as standard)
-  **4250kgs**
-  **7.60m (24'11") x 2.35m (7'9")** (L x W)



View our full range at [www.auto-trail.co.uk](http://www.auto-trail.co.uk)









# The **APACHE** Range

## Adventure on your terms.

Extensively revised for 2017, the Apache range takes comfort, luxury and convenience to new levels. With a choice of three practical layouts, these beautifully built motorhomes appeal to both couples and families looking for a superbly equipped mobile base for holidays at home and further afield.

Based on the Fiat Ducato chassis ranging in length from 7 to 7.5 metres, the Apache is offered with a trio of tried and tested classic layouts that provide generous accommodation for up to six people. All models are now available as Hi or Lo-Line variants for added multi-berth flexibility and benefit from a stylish new back panel, larger beds, frameless overhead lockers, increased living space and space-efficient slimline fridge freezers.

With refinements like a integrated awning, 100-watt solar panel and uprated leisure battery, the Apache is ready for heading off the beaten track for adventures – but always on your terms.







# Apache 632



—  
**NEW**  
LAYOUT  
—

## A versatile long distance tourer.

The Apache 632 marries a wider 4ft 6in fixed rear bed layout with a generous front lounge, practical and spacious L-shaped kitchen with improved storage thanks to the introduction of a space-efficient slimline fridge freezer.

The ample front lounge will seat five and converts to a generous double bed to put up guests. The Hi-Line variant provides two further beds in the overcab and the half dinette option offers two more belted travelling seats.

Ideal for couples planning a long distance European tour, the full-width storage under the transverse fixed bed is accessible from both sides and its space can be increased still further by specifying the high bed option.

View our full range at [www.auto-trail.co.uk](http://www.auto-trail.co.uk)

## OVERVIEW

-  **4** (+2 with Hi-Line profile)
-  **2** (+2 with half dinette option)
-  **130 BHP** (as standard)
-  **3500/3650kgs**
-  **7.36m (24'2") x 2.35m (7'9")** (L x W)







# Apache 634



—  
**NEW**  
LAYOUT  
—

## Revised layout offers greater flexibility.

The Apache 634's classic British rear lounge layout has been updated for 2017 making a Lo-Line variant available for couples who have no need for additional berths.

Moving the washroom and wardrobe slightly further back down the offside also means the cab seats can now be fully rotated – handy for a lunch break on a long journey.

But it's the big U-shaped rear lounge that remains the 634's focal point, with plenty of open plan seating space for relaxing or entertaining and great views through the triple aspect picture windows.

View our full range at [www.auto-trail.co.uk](http://www.auto-trail.co.uk)

## OVERVIEW

-  **2** (+2 with Hi-Line profile)
-  **2**
-  **130 BHP** (as standard)
-  **3500/3650kgs**
-  **7.36m (24'2") x 2.35m (7'9")** (L x W)







# Apache 700



## Family-friendly all-rounder.





With double beds front and rear, a generous kitchen and distinct living areas for children and parents, the Apache 700 adds up to an adaptable family-friendly tourer with the potential to sleep and seat six in Hi-Line configuration.

The capacious rear lounge makes a great playroom for younger children and the perfect sanctuary for Mum and Dad once the kids are in bed. And for those who only need four berths, the open-plan lounge dinette option creates even more flexible living space up front.

Built on the longer wheelbase Fiat Ducato heavy chassis with an uprated 4250kg gross vehicle weight, the 700 is the ideal vehicle for big family adventures.

View our full range at [www.auto-trail.co.uk](http://www.auto-trail.co.uk)

## OVERVIEW

-  **4** (+2 with Hi-Line profile)
-  **4** (+2 with rear facing seat belts option)
-  **130 BHP** (as standard)
-  **4250kgs**
-  **7.54m (24'9") x 2.35m (7'9")** (L x W)











# The **FRONTIER** Range

Shifting boundaries,  
extending horizons.

Auto-Trail's flagship Frontier range has been at the vanguard of British motorhome design for more than 20 years. Everything we've learned about motorhome production over more than a quarter of a century is evident in this comprehensive range of luxury leisure vehicles.

Built on the market-leading Fiat Ducato platform and instantly recognisable as an Auto-Trail thanks to distinctive paintwork and styling, few modern motorhomes have the presence of the Frontier range. With a raft of improvements introduced to the 2017 line-up, the latest Frontier collection pushes the boundaries of luxury motorhome touring to new heights. All models are now built on the Al-Ko wide-track chassis and feature a stylish new back panel.

No compromises have been made in the manufacture of the Frontier range, which is precision-engineered to withstand the rigours of long distance touring over extended periods in five-star comfort.







# Frontier SERRANO



—  
**NEW**  
FOR 2017  
—

## Exceptional carrying capacity.





The new Frontier Serrano includes a wide 4ft 6in fixed rear bed with a sizeable front lounge on a 4.5 metre Al-Ko chassis. An uprated gross vehicle weight to 4500kgs creates a versatile long distance cruiser with huge carrying capacity.

Storage space can be further increased by specifying the high bed option, creating sufficient space for electric bikes or a mobility scooter under the rear bed with easy access from both sides.

The spacious front lounge will seat six comfortably and converts to a generous double bed to put up guests. The Hi-Line variant provides two further beds in the overcab and the half dinette option offers two more belted travels seats if required.

View our full range at [www.auto-trail.co.uk](http://www.auto-trail.co.uk)

## OVERVIEW

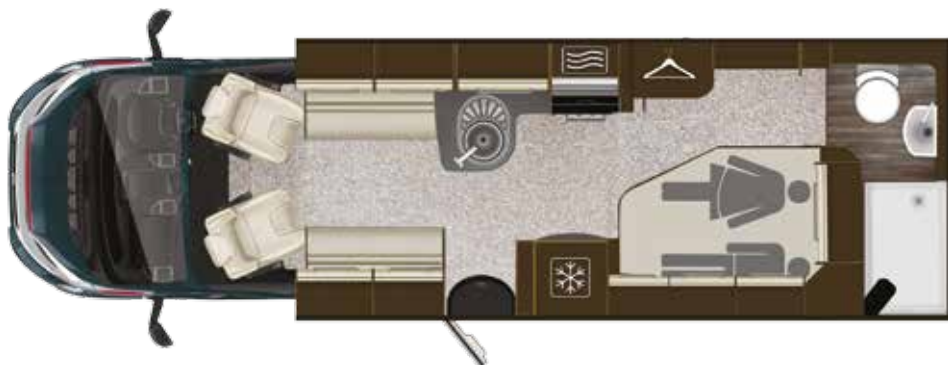
-  **4** (+2 with Hi-Line profile)
-  **2** (+2 with half dinette option)
-  **150 BHP** (as standard)
-  **4500kgs**
-  **8.04m (26'5") x 2.35m (7'9")** (L x W)







# Frontier DAKOTA



—  
**REVISED  
LAYOUT**  
—

## Extended full-width washroom.

Built on a 4.5-metre Al-Ko wide-track chassis, the Frontier Dakota makes the most of its extended bodyshell by combining a fixed rear 'French bed' with a full-width end washroom behind the sleeping area to maximise privacy and pamper room.

The sleeping quarters are separated from the large front lounge – which will comfortably seat six – by a large L-shaped kitchen with a new Dometic fridge freezer with drawers opposite to boost worktop space.

In Lo-Line format, it's a extensive couples' van with the potential for extra guests to sleep over in the front lounge; while in Hi-Line configuration with the half dinette option (see page 72), it's a genuine four-berth, with a comfy lounge/diner that will seat up to five.

View our full range at [www.auto-trail.co.uk](http://www.auto-trail.co.uk)

## OVERVIEW

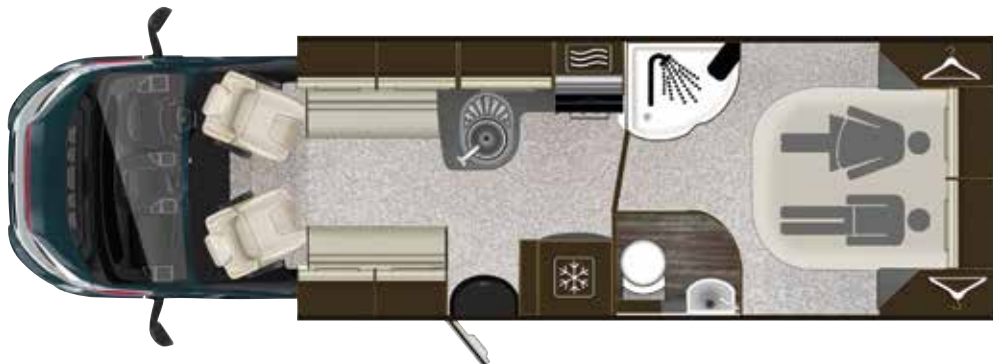
-  **4** (+2 with Hi-Line profile)
-  **2** (+2 with half dinette option)
-  **150 BHP** (as standard)
-  **4500kgs**
-  **7.65m (25'1") x 2.35m (7'9")** (L x W)







# Frontier DELAWARE



REVISED  
LAYOUT

## Privacy and convenience combined.

For 2017, the Frontier Delaware takes an uncompromised luxury layout for couples and makes it even better. The separate washroom and walk-in shower compartment ahead of a more generous island double bed are now even more spacious.

The cooking facilities are also split across the central aisle, featuring Dometic's practical new drawer fridge freezer on the nearside and an L-shaped kitchen opposite.

In Hi-Line format, with an overcab double, it's a practical four-berth, but in its purest form it's a superb luxury tourer for two.

## OVERVIEW

-  **4** (+2 with Hi-Line profile)
-  **2** (+2 with half dinette option)
-  **150 BHP** (as standard)
-  **4500kgs**
-  **8.04m (26'5") x 2.35m (7'9")** (L x W)



View our full range at [www.auto-trail.co.uk](http://www.auto-trail.co.uk)





# Frontier DELAWARE 'S'



—  
**NEW**  
FOR 2017  
—

## Flexible sleeping arrangements.

The defining feature of the new Frontier Delaware 'S' is an almost entirely separate rear bedroom with a choice of 6ft 1in long twin fixed single beds or a 'king-sized' double.

When twinned with a new larger kitchen – featuring Dometic's practical new fridge freezer with storage drawers – and a cavernous washroom, the Delaware 'S' adds up to a comprehensively equipped long-range cruiser.

And in Hi-Line configuration with the half dinette option, four can sleep and travel in comfort, with ample living space to stretch out without intruding on the privacy of the rear bedroom.

## OVERVIEW

-  **4** (+2 with Hi-Line profile)
-  **2** (+2 with half dinette option)
-  **150 BHP** (as standard)
-  **4500kgs**
-  **8.04m (26'5") x 2.35m (7'9")** (L x W)



View our full range at [www.auto-trail.co.uk](http://www.auto-trail.co.uk)





# Frontier SCOUT








## A practical family-friendly layout.

The strong point of this popular model of the Frontier range is a supremely versatile layout that fulfils multiple roles with the minimum of fuss.

In Lo-Line configuration, with just two on board, it's a luxurious cruiser for two with a potentially semi-permanent rear double or two generous single beds and separate living area.

But with the extended family in mind, the Scout will easily accommodate four and – in Hi-Line guise – up to six while offering a large rear lounge where everyone can gather to enjoy a sociable night in.

## OVERVIEW

-  **4** (+2 with Hi-Line profile)
-  **4** (+2 with rear facing seat belts option)
-  **150 BHP** (as standard)
-  **4500kgs**
-  **8.04m (26'5") x 2.35m (7'9")** (L x W)



View our full range at [www.auto-trail.co.uk](http://www.auto-trail.co.uk)





# Frontier COMANCHE



REVISED  
LAYOUT

## Dedicated long-range tourer.


Incorporating all the best features of its stablemates: large island bed, new walk-in shower, larger washroom and WC, a superbly equipped L-shaped kitchen and spacious front lounge seating up to seven, in spec terms the Comanche covers all bases.

Built on the market-leading Fiat Ducato platform, with an uprated 5000kg Al-Ko heavy duty chassis, the Comanche comes with the extra power and refinement of Fiat's 2.3 litre 177bhp MultiJet II engine as standard.

Equally at home trackside at Le Mans or cruising along the boulevards of Le Touquet, the Comanche is a truly uncompromised luxury leisure vehicle for extended tours at home or overseas.

View our full range at [www.auto-trail.co.uk](http://www.auto-trail.co.uk)

## OVERVIEW

-  **4** (+2 with Hi-Line profile)
-  **2** (+2 with LD/DD, +4 with RFSB option)
-  **177 BHP** (as standard)
-  **5000kgs**
-  **8.77m (28'9") x 2.35m (7'9")** (L x W)

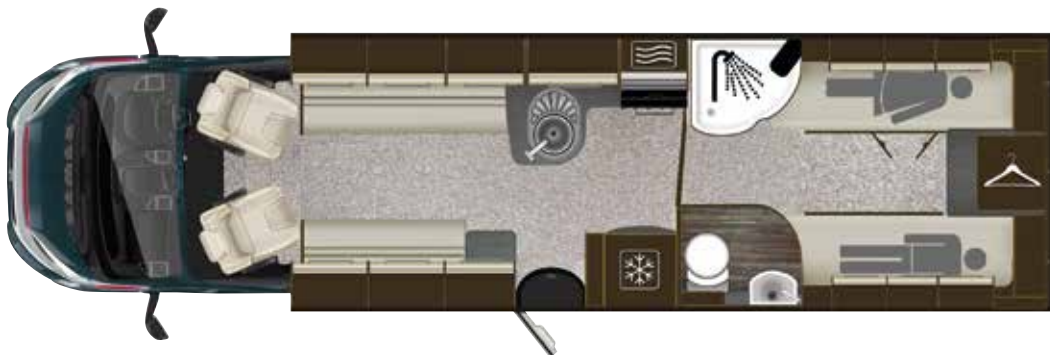






Model shown with cost optional  
Lana leather upholstery scheme

# Frontier COMANCHE 'S'



—  
**NEW**  
FOR 2017  
—

## Ultimate luxury and unrivalled space.



A newcomer to the 2017 Frontier range, the Comanche 'S' shares the same DNA with its twin-axle sibling: large front lounge with seating for up to seven, spacious L-shaped kitchen and larger washroom and separate WC spanning the central aisle.

The difference is in the separate sleeping quarters at the rear, where there's a choice of 6ft 1in long twin fixed single beds or a king-sized double.

Opt for the Hi-Line configuration with the double dinette option with four seatbelts and the Comanche 'S' becomes a safe and comfortable long-range luxury cruiser for up to six people – an ideal base for that unforgettable family holiday of a lifetime.

View our full range at [www.auto-trail.co.uk](http://www.auto-trail.co.uk)

## OVERVIEW

-  **4** (+2 with Hi-Line profile)
-  **2** (+2 with LD/DD, +4 with RFSB option)
-  **177 BHP** (as standard)
-  **5000kgs**
-  **8.77m (28'9") x 2.35m (7'9")** (L x W)









# Specification **DETAILS**





1. Omnidirectional TV aerial
2. Vinyl floor with bound edged removable carpets
3. Cutlery storage
4. Integrated control panel
5. Domestic mixer taps
6. Entertainment system

7. Domestic style showers
8. Progressive rear indicators (Frontier only)
9. Satellite navigation systems (Media Pack)
10. Large exterior storage areas
11. Underfloor storage
12. Clever interior storage

13. 100w solar panels
14. 3 engine options including 'Comfort-Matic' Auto
15. Steering wheel radio/telephone controls (Media Pack)
16. Recessed exterior awnings (n/a on Imala)
17. Colour reversing cameras
18. Panoramic Skyline roof



Please note some features are model dependant

# Auto-Trail STANDARDS

## Grade 3 **CLASSIFICATION**

Auto-Trail goes to extraordinary lengths to ensure all its products meet the NCC EN1646-1 standard for thermal insulation and heating. This means the interior of our motorhomes will maintain +20°C even when the outside temperature has fallen to -15°C. This is the highest standard achievable for motorhomes.

Aerodynamic exterior styling ensures air and water are guided around the body. A structural aluminium extrusion that is bonded and also bolted to the edge of the pressed floor ensures the integrity of our habitation compartments. All models have 40mm insulation in the sidewalls and 45mm in the roof for superb thermal performance throughout the year. To enhance the look of the vehicle and to add further protection against water ingress the entire upper cab/roof and rear panel is capped off using GRP moulded panels. The formed panels are bonded in place with Henkel adhesive to ensure a watertight seal.

## GRADE 3 INSULATION



NCC EN1646-1

Thermal Insulation & Heating - Grade III classification

## Thoroughly **TESTED**

Continuous investment in research and design enables Auto-Trail to engineer reliable and robust leisure vehicles and has been central to the success of the brand.

We use in-house 3D printers to rapidly prototype components and fixings which can then be put through their paces in our test programmes.

We work to achieve the highest classification of insulation and heating accreditation and also regularly use some of the UK's leading automotive testing facilities like Millbrook in Bedfordshire to gather data on how our vehicles perform on all manner of different road surfaces and driving situations.

Our Cube construction system makes a solid connection between bodyshell and chassis, ensuring Auto-Trails are some of the quietest motorhomes on the road.

We aim to be as thorough as possible in our product development so you can be confident on the road anywhere in the world.







## A. Composite **BODY CONSTRUCTION**

1. Polystyrene core
2. Embossed wall covering
3. Extruded PVC
4. Impact resistant GRP outer skin
5. Hard-wearing vinyl floor covering
6. Weather-proof panel
7. Styrofoam core
8. PVC outer skin
9. Polyurethane lower rail
10. Bespoke aluminium extrusion



# Body style **PROFILES**

Choose the body style that best suits your needs – at no extra cost.

For 2017, Imala, Tracker, Apache and Frontier models can be ordered in one of two distinctive body styles - Hi-Line or Lo-Line – both featuring the panoramic 'Skyline' sunroof as standard. Lo-Line configuration generally suits couples better, providing extra storage space for longer touring trips, while the Hi-Line's extra overcab bed is often favoured by families or those who will be entertaining guests on their travels. Which of these variants best suits your lifestyle? The choice is yours!



## **LO-LINE**

The Lo-Line is an outstanding example of modern motorhome design with sleek exterior styling creating an aerodynamic shape and incorporating a large panoramic Skyline sunroof. Ideal for customers who prefer accessible integrated storage areas above the cab space in lieu of an overcab sleeping area.



## **HI-LINE**

The Hi-Line variant also features the unique Skyline sunroof, which has become a trademark of Auto-Trail. The overcab area has been designed to accommodate a large double bed. Every inch of space has been fully utilised to provide a large and comfortable sleeping area. During the day, this sleeping area can be left undisturbed, or the bed can quickly slide away, enabling you to take full advantage of all the space.



# Soft FURNISHINGS


Bring the outside in with beautiful, natural tones.

All models come with a standard upholstery range. There is, of course, the cost option to change several of our upholstery designs. All models are fitted with luxury bound edge carpets and hard wearing vinyl cushioned flooring.

In order to make sure we meet the highest standards, all upholstery is rub tested and flame retardant.




Comes as standard with Imala.



Comes as standard with Tracker. Cost option on Apache and Frontier.




Comes as standard with Apache. Cost option on Tracker and Frontier.



Comes as standard with Frontier. Cost option on Tracker and Apache.



Available as a cost option on Tracker, Apache and Frontier.



Available as a cost option on Tracker, Apache and Frontier.



Available to all fixed bed models as a cost option. (N/A on Imala)



Bound edge carpets and vinyl cushioned flooring throughout.

# Seatbelt OPTIONS

## Safety as **STANDARD**

Seatbelts have been fitted to the front seats of motorhomes since legislation was first introduced making their use mandatory – these must be worn when the vehicle is in motion.

## The **LAW**

The law relating to the use of seatbelts in the back of motorhomes is more complicated, however we always recommend that rear travelling passengers are sat in a designated travelling seat with three-point seat belts. Optional rear-facing seats with belts also meet the latest legislation.

## Our **POLICY**

Auto-Trail has introduced a number of alternative layouts to most of its models, which comply with these regulations, giving reassurance to you and your family.

## Trust the **LOGO**

This logo with an accompanying number, indicates how many designated travel seats with three-point inertia seatbelts come as standard on that particular model. Many models have the option to add two more travel seats when selecting an alternative dinette layout. In some cases, you may specify two belts to rear facing seating (with fully padded back and neck restraints) allowing up to six people (including the driver) to travel in comfort, safely and within the law.

## Look for the **LABEL**

Designated travelling seats should be clearly marked with a label indicating that they are travel seats which must be used when the motorhome is in motion.



Seatbelt guidelines			
SITUATION	FRONT SEAT	REAR SEAT	RESPONSIBILITY
Driver	Seatbelt must be worn	-	<b>Driver</b>
Child under 3 years of age	Correct child restraint must be used	Correct child restraint must be used	<b>Driver</b>
Child from 3rd birthday up to 135cm in height or 12th birthday, whichever they reach first	Seatbelt must be worn if fitted	Correct child restraint must be used where seatbelts are fitted. Must use adult belt in rear seat if correct child restraint is not available	<b>Driver</b>
Child 12 or 13 years of age, or over 135cm in height	Seatbelt must be worn if fitted	Seatbelt must be worn if fitted	<b>Driver</b>
Adult passengers	Seatbelt must be worn if fitted	Seatbelt must be worn if fitted	<b>Passenger</b>



## OPTION A

### Half Dinette (HD)



A double forward-facing seat fitted with two three-point seatbelts which easily converts into a transverse double bed by joining together the near side bench seat and the travelling seat.

#### Standard on:

- ✓ Imala 720 (L shape cushion n/a)

#### Available on:

- ✓ Imala 715, 730 & 734 (L shape cushion n/a)
- ✓ Tracker FB & RB
- ✓ Apache 632
- ✓ Frontier Serrano, Dakota, Delaware, Delaware 'S'

## OPTION B

### Double Dinette (DD)



Double forward-facing and rear facing seats. The forward facing seat is fitted with two three-point seat belts. The rear facing seat can be specified with additional seatbelts as a cost option (n/a on Imala 620).

#### Standard on:

- ✓ Imala 620
- ✓ Apache 700
- ✓ Frontier Scout

#### Available on:

- ✓ Tracker RS
- ✓ Frontier Comanche & Comanche 'S'

## OPTION C

### Lounge Dinette (LD)



During the day this layout offers a full L-shaped lounge dinette which quickly converts into a travelling seat fitted with two seatbelts by removing the centre cushion.

#### Available on:

- ✓ Imala 620
- ✓ Tracker RS
- ✓ Apache 700
- ✓ Frontier Scout, Comanche & Comanche 'S'

# Media PACKS

FEATURES	Pack 1 Imala only	Pack 2 Tracker, Apache, Frontier	Pack 3 Tracker, Apache, Frontier
<b>A</b> Integrated 18.5" Avtex drop down widescreen TV/DVD player incorporating digital and satellite tuners	✓	✓	✓
<b>B</b> DAB radio tuner incorporating: • Aux/USB/iPod connection • Integrated MP3 • Bluetooth hands free system for audio streaming and SMS reader	✓	✗	✗
<b>C</b> 5" colour touch screen radio/CD player incorporating: • Western European satellite navigation system (TomTom) • DAB radio tuner & Aux/USB/iPod connection • Integrated MP3 • Bluetooth hands free system, for audio streaming, and SMS reader • Colour reversing camera integrated into 5" touch screen display	✗	✓	✓
<b>D</b> Colour reversing camera (Imala – screen fitted to rear view mirror)	✓	✓	✓
<b>E</b> Omnidirectional TV aerial	✓	✓	✗
<b>F</b> New 'Maxview' 65cm fully automatic folding, roof mounted satellite system and receiver	✗	✗	✓
Please note TV aerial is deleted when Media Pack 3 is chosen	Only <b>£649</b>	Only <b>£999</b>	Only <b>£1999</b>





# Witter TOWBARS

The only fully type-approved detachable swan neck towbar.

If you plan to tow a trailer, boat or car behind your Auto-Trail, a properly fitted and type-approved towbar is a wise investment.

Auto-Trail and market-leading aftermarket specialists Witter have introduced the only fully type-approved towbar which is suitable for most models manufactured since the start of the 2011 season.

Witter Towbars are manufactured in the UK and have undergone vigorous testing to ensure they meet regulation 55 standards to guarantee you years of towing safety.

The prices quoted include: towbar, tow ball, vehicle electrics and fitting at the factory, your local Witter fitting centre or Witter 'authorised' Auto-Trail dealerships.

The towbar comes complete with a high quality ISO 13-pin electrical connector (8 function) and contains all the components necessary to provide all legal lighting functions required for towing a trailer in the UK.

Visit the website below to identify the ideal towbar for your Auto-Trail:

**[www.witter-towbars.co.uk/autotrail](http://www.witter-towbars.co.uk/autotrail)**



Fully type  
**APPROVED**

Witter Towbars have undergone vigorous testing to guarantee you years of towing pleasure!



# Fiat DUCATO



Auto-Trail has worked with Fiat for more than 20 years and the Fiat Ducato has been Britain's favourite foundation for motorhome conversions for the last decade.

During that time, Fiat has worked in collaboration with many of Europe's leading motorhome converters to refine the Ducato chassis and make it the most motorhome-friendly base vehicle on the market.

Innovations such as a low-level dedicated chassis with wider rear track for easier access and increased stability, specialised camper van tyres and a range of suspension options are just some of the features developed in conjunction with the motorhome industry.

Recently revised to deliver even higher levels of comfort, refinement and efficiency, the latest X290 version offers the most car-like drive to date.

Behind the wheel, the commanding view of the road offers superior all-round visibility to most SUVs while the relaxed seating position, with adjustable wheel and seat positions, makes light of those longer journeys.

Controls like the steering, clutch and brakes are light and progressive, while the dashboard switchgear and instruments are logically laid out and intuitive to use.

## Fiat Camper **ASSISTANCE:**

Fiat operates a dedicated helpline for Ducato-based motorhome owners that operates across Europe. In the event of a breakdown or emergency, owners can call **00800 3428 1111** for direct assistance from an English-speaking operator. In the case of a breakdown, the operator can transfer calls to a specialist technician or to Fiat Camper Assistance – the on-the-road support team established to help drivers of Ducato motorhomes.

## The benefits of **DRIVING FIAT:**

- ✓ Built at Atessa – the largest and most advanced commercial vehicle manufacturing plant in Europe
- ✓ Stylish car-like design touches like the narrower headlight lenses and LEDs
- ✓ Re-engineered power steering and uprated brakes
- ✓ Cruise control with speed limiter as standard (speed limiter n/a on 177bhp)
- ✓ Cab air conditioning as standard
- ✓ Optional Comfort-Matic transmission





# Auto-Trail EXTRAS

## Accident Repair **CENTRE**

Our skilled accident repair team will get your Auto-Trail back on the road. Major accidents in motorhomes are rare, but superficial damage caused by minor shunts can easily be repaired at our factory.

Our dedicated accident repair centre and NCC approved workshop is fully equipped to deal with any major repairs or technical issues with the interior or exterior of your vehicle.

Skilled engineers can also handle warranty work and perform habitation checks to ensure all gas, electrical and water systems are safe and fully functional.

Contact us to arrange a time for your vehicle to be attended to: **01472 571000**  
(Mon - Thurs 8:00am - 5pm, Friday 8:00am - 1pm).

## Owners' **CLUB**

The Auto-Trail Owners' Club was established in 1993 and all Auto-Trail owners can apply for membership of the club. Whether your motorhome is brand new or an older model, everyone is welcome.

All new Auto-Trail owners get up to one year's free membership of the club. Benefits include membership cards, a Rally Programme booklet, windscreen sticker and the latest issue of the club magazine. Members can take advantage of discounted motorhome insurance from several specialist motorhome insurers as well as discounts on accessories from authorised Auto-Trail dealers and other suppliers.

The club organises a number of rallies across the UK each year and newcomers to the brand are always welcome to attend a rally to see whether the rallying lifestyle appeals.

For more information on the Owners' Club, visit **[www.atocuk.com](http://www.atocuk.com)** or for information on membership please e-mail **[atoc.membership@gmail.com](mailto:atoc.membership@gmail.com)**.

## Factory **TOURS**

Discover the Auto-Trail difference at our recently extended, state-of-the-art production facility.

See the complex production process at first hand and get a unique insight into the care and attention to detail that goes into each and every one of our leisure vehicles.

To pre-book your tour, simply visit our website to check for availability:

**[www.auto-trail.co.uk/factorytours](http://www.auto-trail.co.uk/factorytours)**



# The SPECIFICATIONS

	IMALA							TRACKER				APACHE			FRONTIER						
	615	620	625	715	720	730	734	RS	EKS	FB	RB	632	634	700	Serrano	Dakota	Delaware	Delaware S	Scout	Comanche	Comanche S
BODY STYLES (see page 69 for more information)																					
Lo-Line with over cab storage area and Skyline panoramic opening window				+					+			+						+			
Hi-Line with over cab sleeping area and Skyline panoramic opening window				+					+			+						+			
DOMESTIC SOFT FURNISHINGS (see page 70 for more information)																					
Iris luxury upholstery with dress curtains				✓					✗			✗						✗			
Tara luxury upholstery with full curtains				✗					✓			£						£			
Alisa luxury upholstery with full curtains				✗					£			✓						£			
Freya luxury upholstery with full curtains				✗					£			£						✓			
Lana luxury leather upholstery with full curtains (dress curtains on Imala)		✗		£	✗	£	✗		✗		£	£		✗		£			✗		£
Ola (option 1)				✗					£				£					£			
Odessa (option 2)				✗					£				£					£			
Scatter cushions (qty)				2					2			2				2			4		
Side wall ventilation boards				✗					✓			✓						✓			
Cushioned vinyl floor with removable bound edged carpets				✓					✓			✓						✓			
Fire retardant upholstery				✓					✓			✓						✓			
KITCHEN FEATURES																					
Illuminated splash backs				✗					✓			✓						✓			
Flush fitting 4 ring hob (3 x gas, 1 x 800w electric), full oven/grill and pan store				✓					✓			✓						✓			
96 ltr fridge with removable freezer compartment				✓				✗	✓		✗	✗						✗			
142 ltr fridge with 15 ltr ingegrated freezer				✗				✓	✗		✓	✓						✗			
175 ltr fridge with integrated (removable) freezer and cool drawer below				✗					✗			✗						✓			
Fully fitted stainless steel 800w microwave				✓					✓			✓						✓			
Cutlery storage				✓					✓			✓						✓			
Domestic style single lever mixer taps				✓					✓			✓						✓			
Domestic style worktops				✓					✓			✓						✓			
Inset sink with flush-fitting glass lid				✓					✗			✗						✗			
Inset sink with flush-fitting cover and dedicated sink cover storage				✗					✓			✓						✓			
Soft close drawers				✗					✗			✗						✓			
Under worktop LED feature lighting				✗					✗			✗						✓			

**KEY:** ✓ Included as standard    £ Cost option    + No cost option    ✗ Not available/applicable on this model



	IMALA							TRACKER				APACHE			FRONTIER						
	615	620	625	715	720	730	734	RS	EKS	FB	RB	632	634	700	Serrano	Dakota	Delaware	Delaware S	Scout	Comanche	Comanche S
WASHROOM FEATURES																					
Domestic style bathroom taps and shower head/controls				✓					✓				✓					✓			
Domestic style washroom doors				✓					✓				✓					✓			
Fully enclosed seamless shower cubicle				✓					✓				✓					✓			
High level foldaway drying rail in shower				✗					✓				✓					✓			
Variable shower control and riser tower				✓					✓				✓					✓			
Vanity storage cabinet				✗					✓				✓					✓			
Blown air heating outlets to washroom area				✓					✓				✓					✓			
Large mirror (Q = with LED lighting)				✓					✓💡				✓💡					✓💡			
12v electric flush toilet with removable cassette on wheels				✓					✓				✓					✓			
LIVING ROOM FEATURES																					
Easy access to bed boxes				✓					✓				✓					✓			
Aosta Cherry solid plywood interior furniture				✓					✓				✓					✓			
Cream band to upper locker doors				✓					✗				✗					✗			
Textured 'cool grey' band to upper locker doors				✗					✓				✓					✓			
Pleated flyscreens/blinds to all opening windows				✓					✓				✓					✓			
Circular table and boom arm				£				£		✓		✓		✗		✓			✗	£	
Cocktail cabinet				✗					✓				✓					✓			
Free standing table (pedestal on Apache 700)	✓	✗			✓				✓				✓					✓			
Dinette table attached to offside wall	✗	✓				✗			✗				✗	✓			✗		✓		✗
Metal rollerball drawer runners				✓					✓				✓					✓			
On the move heating				✓					✓				✓					✓			
CAB AREA INTERIOR FEATURES																					
Fully upholstered height adjustable driver and passenger Captain's seats with twin armrests and swivel seat base				✓					✓				✓					✓			
Techno dash – brushed alloy effect				✓					✓				✓					✓			
Bottle/cup holder and USB charging point				✓					✓				✓					✓			

**KEY:** ✓ Included as standard    £ Cost option    + No cost option    ✗ Not available/applicable on this model

# The SPECIFICATIONS

cont...

Air-con cooled water bottle storage				
High level instrument cluster with chrome bezels				
Steering wheel controls for radio and telephone				
Gear shift indicator on dashboard				
DAB radio with Aux/USB/iPod connection and Bluetooth hands free system <b>(Media Pack)</b>				
5" colour touchscreen DAB radio/CD player with bluetooth hands free system and Western European satellite navigation system (TomTom) <b>(Media Pack)</b>				
18.5" Avtex widescreen TV/DVD player <b>(Media Pack)</b>				
Cab air conditioning				
Multi-function trip computer				
Digital clock				
Satellite system <b>(Media Pack 3 option only)</b>				
Storage pockets in both cab doors				
Pleated blinds to cab windows				
Folding tablet/smartphone holder to dashboard				
WATER FEATURES				
Fresh/waste water tank gauge (colour screen on Frontier range)				
Pressurised water system				
ELECTRICAL & GAS FEATURES				
Ambient concealed LED over locker lighting				
12v under locker LED dimmable lighting (remote control on Frontier models)				
12v under locker LED reading lights				
12v courtesy wardrobe light				
230v socket(s)				
Coaxial TV aerial, 12v and 230v socket				
Battery charge/discharge digital readout (amps)				
Digital clock with alarm facilities				
Digital inside and outside temperature guide				
Engine battery condition indicator				

**KEY:** ✓ Included as standard    £ Cost option    + No cost option    ✗ Not available/applicable on this model



	IMALA							TRACKER				APACHE			FRONTIER						
	615	620	625	715	720	730	734	RS	EKS	FB	RB	632	634	700	Serrano	Dakota	Delaware	Delaware S	Scout	Comanche	Comanche S
cont...																					
Event timer facility				✗					✗				✗					✓			
Transformer/charger				✓					✗				✗					✗			
Variable rate transformer/charger				✗					✓				✓					✓			
Illuminated entrance door area				✗					✓				✓					✓			
Leisure battery condition indicator (volts)				✓					✓				✓					✓			
RCD unit				✓					✓				✓					✓			
Rear speakers				✗					✓				✓					✓			
3kw gas and/or 2kw heating with 12v blown air				✓				✓		✗	✓	✗	✓			✗			✓		✗
Gas/electric ultra store water heater (10 ltr)				✓				✓		✗	✓	✗	✓			✗			✓		✗
Combi 4kw gas 230v heater/hot water 12v blown air incl. digital control panel (6kw on Comanche)			✗				✓	✗		✓	✗	✓	✗			✓			✗		✓
INSULATION & STRENGTH																					
5 year warranty for chassis and conversion (T&C's apply)				✓					✓				✓					✓			
10 year body construction integrity warranty (T&C's apply)				✓					✓				✓					✓			
Grade 3 insulation				✓					✓				✓					✓			
Full vinyl underfloor protection				✓					✓				✓					✓			
Laminated wall construction (full thickness = 40mm)				✓					✓				✓					✓			
Laminated floor construction (full thickness = 45mm)				✓					✓				✓					✓			
Laminated roof construction (full thickness = 40mm)				✓					✓				✓					✓			
EXTERIOR STYLE & FEATURES																					
Brushed aluminium front grille and lower skid plate				✓					✓				✓					✓			
Chrome headlamp surrounds				✓					✓				✓					✓			
Metallic grey cab and coordinating exterior graphics				✓					✓				✓					✓			
Witter towbar – fully approved towbar and electrics				£					£				£					£			
Omnidirectional aerial (Media Pack)				£					£				£					£			
GRP high gloss aerodynamic overcab roof moulding				✓					✓				✓					✓			
GRP high gloss rear panel with LED light clusters				✗					✓				✓					✓			
Underslung spare wheel (steel) – with easy access and drop down mechanism				✓					✗				✗					✗			
Integral spare wheel (steel on rear panel) and moulded cover				✗					✓				✓					✓			

KEY: ✓ Included as standard    £ Cost option    + No cost option    ✗ Not available/applicable on this model

# The SPECIFICATIONS

cont...

GRP high gloss scratch/damage resistant side walls		✓		✓	
Distinctive Auto-Trail exterior graphics		✓		✓	
Acrylic capped ABS side skirts		✓		✓	
Colour coded front bumper		✓		✓	
Front mud flaps		✗		✓	
Rear mud flaps		✓		✓	
Integral moulded entrance step with removable mat		✓		✓	
High security entrance door with central locking (n/a on Imala) with blind, waste bin, flyscreen and Auto-Trail umbrella with storage		✓		✓	
Electrically operated step		✓		✓	
Adjustable, electrically operated heated exterior mirrors with blind spot mirror		✓		✓	
Electrically operated cab windows		✓		✓	
Exterior hot and cold shower unit		✗		✓	
External gas BBQ point		✗		✓	
15" Fiat steel wheels (including spare)		✓		✗	
16" Fiat steel wheels (including spare)		✗		✓	
16" Fiat alloy wheels (including steel type spare wheel)		✗		✗	
Roof styling bars (not load bearing)		✓		✗	
Rear corner steadies		✗		£	
STORAGE & ACCESS					
Exterior storage/access locker		✓		✓	
Cantilever side underfloor storage locker		✗	✗	✓	✗
EXTERNAL LIGHTING					
Daytime Running Lights (DRLs) to headlamps		✓		✓	
LED exterior awning light		✓		✓	✓
LED front marker lights		✓		✓	✓
LED rear marker lights		✓		✓	✓
Side running lights		✓		✓	✓
					✓ x2

**KEY:** ✓ Included as standard    £ Cost option    + No cost option    ✗ Not available/applicable on this model



cont...

	IMALA							TRACKER				APACHE			FRONTIER						
	615	620	625	715	720	730	734	RS	EKS	FB	RB	632	634	700	Serrano	Dakota	Delaware	Delaware S	Scout	Comanche	Comanche S
cont...																					
LED rear lights				✕					↻				↻					↻			
3rd high level brake light				↻					↻				↻					↻			
Progressive rear indicators				✕					✕				✕					↻			
POWER																					
Leisure battery (100AH on Imala / 92AH AGM on Tracker, Apache & Frontier) (qty)				1					1				1					2			
100w solar panel				£					↻				↻					↻			
Exterior 230v socket (situated under rear bed/storage areas)				✕					↻				↻					↻			
VISIBILITY & VENTILATION																					
Double glazed windows with pleated flyscreens and blinds				↻					↻				↻					↻			
Panoramic roof light (available on Lo-Line & Hi-Line)				↻					✕			✕	↻	✕				✕			
Wind up panoramic roof light (Skyline available on Lo-Line & Hi-Line)				✕					↻				↻					↻			
12v 3 speed roof fan/ventilator				↻					↻				↻					↻			
SAFETY																					
Electronic Stability Control (ESC), including hill hold facility				↻					↻				↻					↻			
Traction Plus – electronic traction control system, including hill descent facility				↻					↻				↻					↻			
Cruise control with speed limiter (no speed limiter on 177bhp)				↻					↻				↻					↻			
ABS braking				↻					↻				↻					↻			
Disc brakes front and rear				↻					↻				↻					↻			
Central locking (to cab doors)				↻					↻				↻					↻			
Central locking (to cab and habitation door)				✕					↻				↻					↻			
Fitted engine immobiliser				↻					↻				↻					↻			
Spare wheel (steel type)				↻					↻				↻					↻			
ECWVTA compliance to all relevant EU standards				↻					↻				↻					↻			
National Caravan Council approved				↻					↻				↻					↻			
Entrance door grab handle				✕					↻				↻					↻			
Flame failure shut off valves to all gas appliances				↻					↻				↻					↻			
Isolation taps to all gas appliances				↻					↻				↻					↻			
Optional lounge layouts incorporating seatbelts – see page 72	✕	↻	✕	£	✕		£	£	✕		£	£	✕	£				£			

**KEY:** ✓ Included as standard    £ Cost option    + No cost option    ✗ Not available/applicable on this model

# The SPECIFICATIONS

cont...

Rear facing high back seats with 3 point seatbelts and head rests (to double dinette)
Smoke alarm/CO² alarm
Fire extinguisher

IMALA						
615	620	625	715	720	730	734
			✖			
			✔			
			✔			

## ENGINE/CHASSIS

Fiat Ducato chassis type
Wheel base (mm)
Al-Ko fully galvanised chassis
Euro 6 MultiJet II engine
Max. torque 320Nm@1800rpm (130bhp)
Max. torque 380Nm@1500rpm (147bhp)
Max. torque 400Nm@1500rpm (177bhp)
Engine output (130bhp) Euro 6 high torque, fuel efficient system
Engine output (147bhp) Euro 6 high torque, fuel efficient system
Engine output (177bhp) Euro 6 high torque, fuel efficient system
Drive
Number of cylinders
Common rail direct injection diesel
Number of gears (forward)
Intercooler
Fiat 'Comfort-Matic' Auto gearbox
Left hand drive cab (lead times will apply)

Light	
3450	4035
✖	
✔	
✔	
£	
£	
✔	
£	
£	
Front	
4	
✔	
6	
✔	
£	
+	

## MEASUREMENTS/CAPACITY

Lo-Line height m (Imperial)*
Hi-Line height m (Imperial)*
Overall length m (Imperial)
Overall width mirrors folded m (Imperial)
Overall width mirrors unfolded m (Imperial)
Fresh water capacity (ltr)
12v heater probes in both fresh and waste water tanks

3.03 (9'11")						
3.10 (10'2")						
6.34 (20'9")	6.34 (20'9")	6.34 (20'9")	7.06 (23'2")	7.06 (23'2")	7.26 (23'10")	7.26 (23'10")
2.35 (7'9")						
2.77 (9'1")						
135						
✖						

KEY: ✔ Included as standard    £ Cost option    + No cost option    ✖ Not available/applicable on this model    \* All heights - unladen vehicle



TRACKER				APACHE			FRONTIER							
RS	EKS	FB	RB	632	634	700	Serrano	Dakota	Delaware	Delaware S	Scout	Comanche	Comanche S	
£	✕			✕		£	✕				£			
✓				✓			✓							
✓				✓			✓							
Light			Heavy	Light		Heavy	Al-Ko							
4035	3450	4035		4035			4461				5261			
		✕			✕									
		✓			✓							✓		
		✓			✓									
		£			£							✕		
		£			£			✕				✕		
		✓			✓							✓		
		£			£			✕				✕		
		£			£			✓				✕		
		£			£			£				✓		
Front			Front			Front								
		4			4			4						
		✓			✓			✓						
		6			6			6						
		✓			✓			✓						
		£			£			£						
		+			+			+						
3.03 (9'11")				3.03 (9'11")			3.03 (9'11")							
3.10 (10'2")				3.10 (10'2")			3.10 (10'2")							
6.93 (22'9")	6.44 (21'1")	7.13 (23'5")	7.60 (24'11")	7.36 (24'2")	7.36 (24'2")	7.54 (24'9")	8.04 (26'5")	7.65 (25'1")	8.04 (26'5")	8.04 (26'5")	8.04 (26'5")	8.77 (28'9")		
2.35 (7'9")				2.35 (7'9")			2.35 (7'9")							
2.77 (9'1")				2.77 (9'1")			2.77 (9'1")							
135				135			135							
£				£			✓							

# The SPECIFICATIONS











cont...

The

SPECIFICATIONS

cont...

	IMALA						
	615	620	625	715	720	730	734
Waste water capacity (ltr)	85						
Gas bottle storage (Calor propane) (kg)	1x7, 1x13						2x7
Fuel tank capacity (ltr)	90						
Max. front axle loading (kg)	1850						
Max. rear axle loading (kg)	2000						
Max. gross weight (all 3500kg models can be upgraded to 3650kg FOC) (kg)	3500						
Max. gross train weight (with 3650kg upgrade MGTW increases to 4900kg)	4750						
Mass in running order (kg) ¥	2980	3005	2980	3125	3150	3170	3180
Max. towing weight (kg)	1250						
Tyres	215/70 R15CP						
Integrated awning size (m)	✕						

BEDS							
Max. no. of berths (higher no. includes +2 when Hi-Line profile is chosen)	2–4		4	4–6			
Over cab (Hi-Line only) m (Imperial)   on Imala 625 and Apache 634)	1.89x1.18 (6'2"x3'9")						
Rear double m (Imperial)		2.17x1.86* (7'1"x6'1")	1.90x1.36 (6'2"x4'5")	2.17x1.35 (7'1"x4'4")	1.86x1.34 (6'1"x4'4")	2.13x1.00 (7'0"x3'3")	
Rear nearside single (*in lieu of rear double) m (Imperial)		1.77x0.73 (5'8"x2'4")				1.81x0.69 (5'9"x2'3")	
Rear offside single (*in lieu of rear double) m (Imperial)		1.86x0.73 (6'1"x2'4")				1.87x0.69 (6'1"x2'3")	
Front double m (Imperial)	2.17x1.86* (7'1"x6'1")	1.86x1.22 (6'1"x 4'0")		2.17x1.22 (7'1"x4'0")	2.17x1.22 (7'1"x4'0")	2.17x1.22 (7'1"x4'0")	2.17x1.22 (7'1"x4'0")
Front nearside single (*in lieu of front double) m (Imperial)	1.86x0.73 (6'1"x 2'4")	1.86x0.60 (6'1"x 2'0")					
Front offside single (*in lieu of front double) m (Imperial)	1.86x0.73 (6'1"x 2'4")						

KEY: ✓ Included as standard    £ Cost option    + No cost option    ✕ Not available/applicable on this model

\* Can be arranged as two single beds.  
† When the 147bhp of 177bhp engine option is chosen, the max. gross train weight of the vehicle is automatically upgraded to 4400kg.



TRACKER				APACHE			FRONTIER						
RS	EKS	FB	RB	632	634	700	Serrano	Dakota	Delaware	Delaware S	Scout	Comanche	Comanche S
85				85			85						
1x7, 1x13				1x7, 1x13			2x13						
60	90	60	90	60		90	90						
1850			2100	1850		2100	2100						
2000			2400	2000		2400	2500					2 x 1600	
3500			4250†	3500		4250†	4500					5000	
4750			5500	4750		5500	6000						
3260	3190	3275	3435	3275	3310	3510	3560	3550	3630	3620		3980	3950
1250				1250			1500						
225/75 R16CP				225/75 R16CP			225/75 R16CP						
4.0	3.5	4.0	4.5	4.0	4.0	4.5	4.5					5.0	
2–4		4–6		4–6	4	4–6	4–6						
1.89x1.18 (6'2"x4'0")				1.89x1.18 (6'2"x4'0")			1.89x1.18 (6'2"x4'0")						
✕		1.91x1.31 (6'3"x4'3")	1.85x1.34 (6'1"x4'4")	2.17x1.35 (7'1"x4'4")	2.08x1.84* (6'8"x6'0")	2.08x1.63 (6'8"x5'3")	2.17x1.37 (7'1"x4'5")	1.91x1.31 (6'3"x4'3")	1.97x1.43 (6'5"x4'7")	2.13x1.22* (7'0"x4'0")	2.08x1.95* (6'8"x6'4")	1.97x1.43 (6'5"x5'0")	2.13x1.22 (7'0"x4'0")
✕				✕	1.82x0.70 (6'0"x2'3")	✕	✕			1.97x0.71 (6'5"x2'3")	1.95x0.70 (6'4"x2'3")	✕	1.97x0.71 (6'5"x2'3")
✕				✕	1.83x0.70 (6'0"x2'3")	✕	✕			1.97x0.71 (6'5"x2'3")	1.95x0.70 (6'4"x2'3")	✕	1.97x0.71 (6'5"x2'3")
2.08x1.42 (6'8"x4'6")	2.08x1.69 (6'8"x5'6")	2.08x1.22 (6'8"x4'0")		2.08x1.22 (6'8"x4'0")	✕	1.86x1.04 (6'1"x3'4")	2.08x1.22 (6'8"x4'0")				1.85x1.04 (6'1"x3'4")	2.08x1.86 (6'8"x6'1")	2.08x1.86 (6'8"x6'1")
✕				✕			✕						
1.86x0.70 (6'1"x2'3")	✕			✕			✕						

**¥ Mass in Running Order (MRO):** The Mass in Running Order (MRO) is the mass of the empty vehicle including a 75kg allowance for the driver, the diesel tank full and an LPG cylinder full. The MRO is calculated with the freshwater tank empty on all models and with one 13kg LPG cylinder. Should you choose to travel with water in

your freshwater tank, or an additional LPG cylinder, then the MRO figure must be adjusted accordingly.

**Tolerances:** The MRO figure quoted is representative of a number of similar specification models weighed on our fully calibrated axle

weighbridge. Because of the materials and construction techniques used in the manufacture of our motorhomes, all weights quoted by us are subject to the tolerances allowed in Regulation (EU) No. 1230/2012 (+/-3%).

## Auto-Trail VR Limited

Trigano House, Genesis Way, Europarc,  
Grimsby, North East Lincolnshire, DN37 9TU

T: +44(0) 1472 571000 E: [sales@auto-trail.co.uk](mailto:sales@auto-trail.co.uk)

For further info visit: [www.auto-trail.co.uk](http://www.auto-trail.co.uk)

Issue 2 Oct 2016

Auto-Trail VR Limited reserve the right to alter specifications, prices and model ranges as materials and conditions demand, which could affect the unladen weight and therefore can accept no responsibility for discrepancies between this information and subsequent models. All Motorhomes in this brochure conform to European Standards for Motorhomes: EN1646

All photographs show vehicles fitted with the cost optional Media Pack(s), photographs may show other optional extras and may contain photography props not included with the purchase of a vehicle. The content of this publication is as accurate as possible from the information available at the time of going to press (October 2016).

This brochure is printed using sustainable resources. When you have finished with this brochure please recycle it.

**Navigation aid:** Your vehicle may be fitted with an audio/visual navigation aid. This navigation aid is designed to assist the driver whilst travelling, it is not meant to replace a driver's self-judgement as to the suitability of a specific route for their vehicle. Auto-Trail will not accept any responsibility for any accident caused by a driver's negligence.

**New Ducato Hill-Holder function:** The "Hill-holder" is provided together with the ESC (Electronic Stability Control). This content does not affect safety, but rather comfort, helping the driver with hill starts. The device, by combining the information from dedicated sensors (on pedal unit, gearbox and Powertrain Control Module), automatically provides the braking torque necessary to keep the vehicle stationary on a slope, without the driver holding down the brake pedal. The system automatically disengages after 2.5 seconds, or when the driver, releasing the clutch and accelerating, requests the engine torque required for setting off.

Hill Holder system: This system is an integral part of the ESC system and facilitates starting on slopes. It is automatically activated in the following conditions:

- uphill: vehicle stationary on a road with a gradient higher than 5%, engine running, brake pressed and gearbox in neutral or gear (other than reverse) engaged
- downhill: vehicle stationary on a road with a gradient higher than 5%, engine running, brake pressed and reverse gear engaged.

When setting off, the ESC system control unit maintains the braking pressure on the wheels until the torque necessary for starting is reached, or in any case for a maximum

of 2 seconds, allowing your right foot to be moved easily from the brake pedal to the accelerator. When two seconds have elapsed, without starting, the system is automatically deactivated, gradually releasing the braking pressure. During this release stage, the typical brake disengagement noise indicating that the vehicle is going to move imminently will be heard.

Traction Plus, including hill descent – please note, activates up to 30kph.

**IMPORTANT:** The Hill Holder system is not a parking brake; Therefore, never leave the vehicle without having engaged the handbrake, turned the engine off and engaged first gear, so that it is parked in safe conditions.

**Private exporting of vehicles:** Auto-Trail Motorhomes are designed and manufactured to operate in a specific country or region and therefore it is imperative that when purchasing a new vehicle, the buyer should be completely aware of the design and operating parameters of the product. Vehicles purchased in the UK are not only built to the necessary European Directives and Standards (e.g. ECWVTA – Type approval), but also are equipped with components that are designed to operate in a typical European temperate climate.

Should a customer choose to export a registered vehicle from the UK, or purchase a vehicle from a non-aligned dealership outside the UK, it is their responsibility to ensure that any required modifications have been completed to the correct standard, and that the vehicle complies with all legislation of the country in which the vehicle is to be registered. Any equipment that is operated in a country that it is not designed for will either not perform correctly and could possibly fail. This equipment may also not be covered by the appliance manufacturer's warranty.

Similarly, Auto-Trail vehicles are designed to be used on normal tarmac roads, with occasional off road campsite use. Should a vehicle be used outside of these conditions, the vehicle could suffer undue load, stress and ingress of debris and therefore Auto-Trail will not be held liable for any such failure and as a result any applicable warranty will be void.

Please note, this brochure is only a guide. For the latest information on our motorhomes please visit our website [www.auto-trail.co.uk](http://www.auto-trail.co.uk).

Authorised stockist details:



A member of the Trigano Group of companies

13020 Designed and produced by Kal Group.  
Email: [letstalk@kal-group.com](mailto:letstalk@kal-group.com) or visit the website at [www.kal-group.com](http://www.kal-group.com)