



### Installation Guide

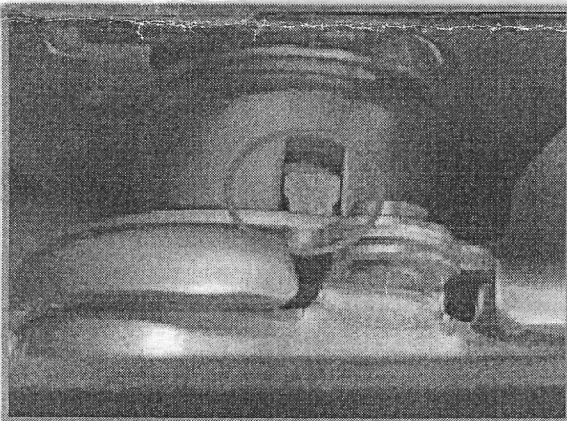


7. Using a pair of pliers remove the clip circled.

6. Peel back sound proof plastic to gain access to mechanism.



8. Place a spike or something similar onto the sprung loaded pin.



9. Put the key into the barrel and turn into the unlock position. Push the sprung loaded retaining pin in.

